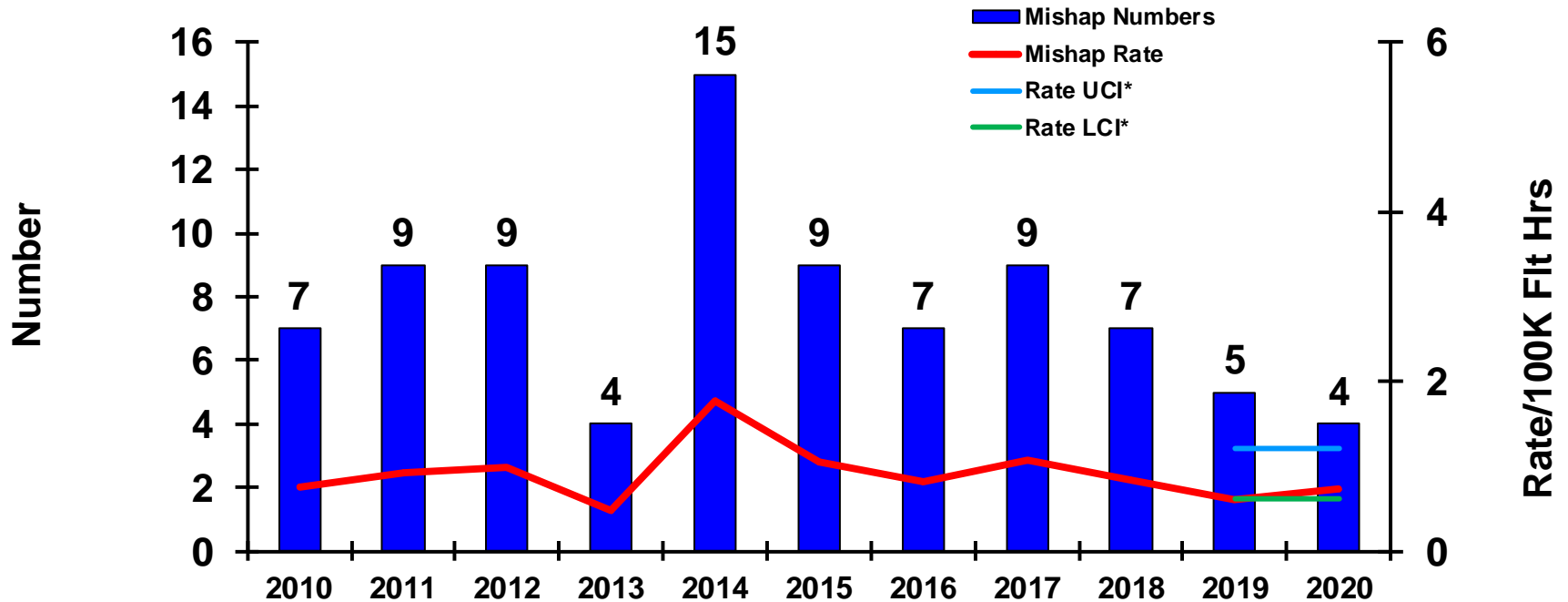




CLASS A FLIGHT MISHAPS

Manned Aircraft Only

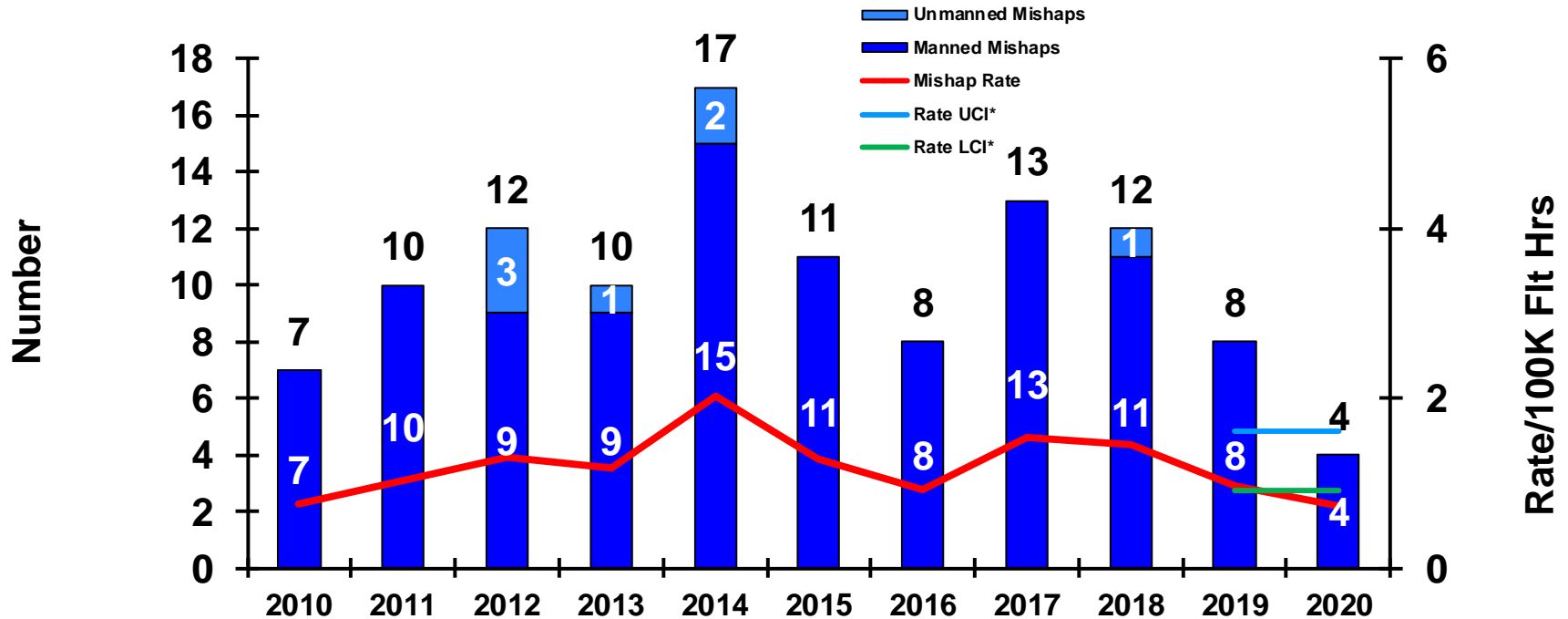


| | 8-Jun-20 | 8-Jun-19 |
|---|-----------|----------|
| CLASS A MISHAPS/MISHAP RATE FY COMPARISON: | 4/0.73 | 3/0.54 |
| FY19 MISHAPS/MISHAP RATE: | 5/0.61 | |
| 10-YEAR AVERAGE (FY10-19) MISHAPS/MISHAP RATE: | 8.10/0.93 | |

*see last slide for definition of UCI/LCI



CLASS A AVIATION MISHAPS

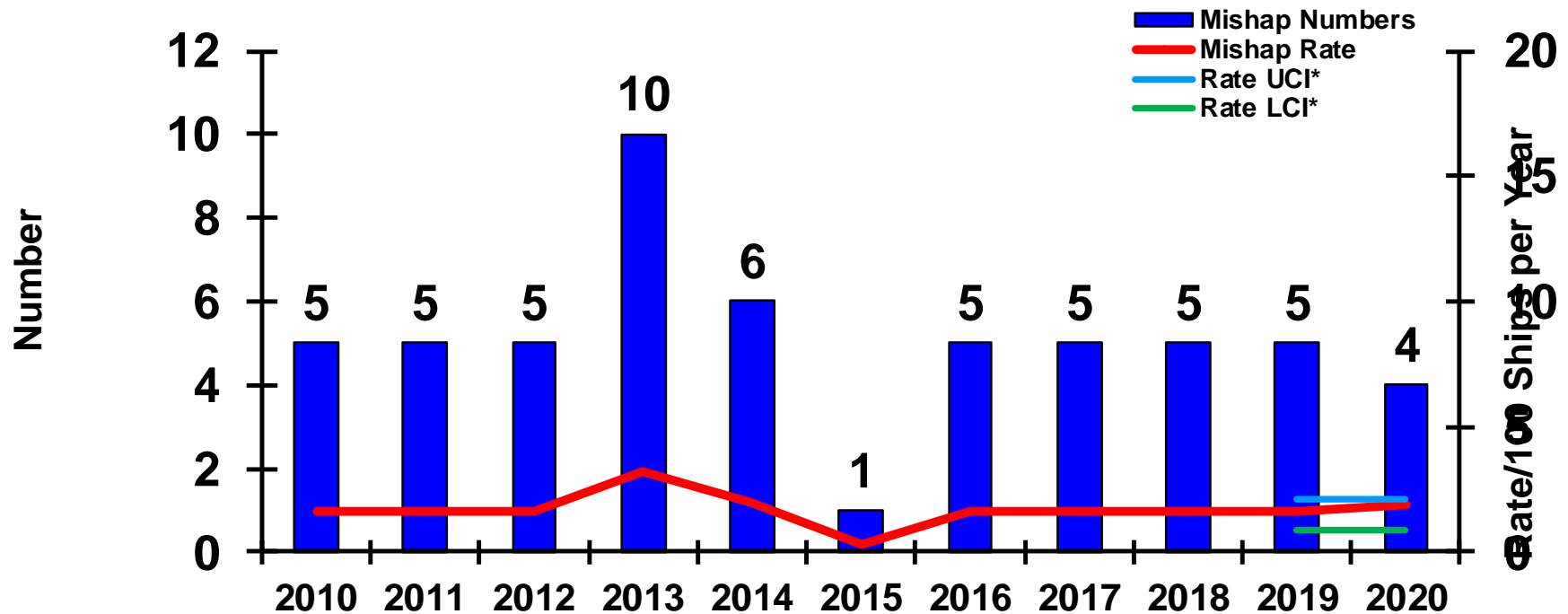


| | <u>8-Jun-20</u> | <u>8-Jun-19</u> |
|---|-----------------|-----------------|
| CLASS A MISHAPS/MISHAP RATE FY COMPARISON: | 4/0.73 | 5/0.89 |
| FY19 MISHAPS/MISHAP RATE: | 8/0.97 | |
| 10-YEAR AVERAGE (FY10-19) MISHAPS/MISHAP RATE: | 10.80/1.25 | |

*see last slide for definition of UCI/LCI



CLASS A AFLOAT MISHAPS

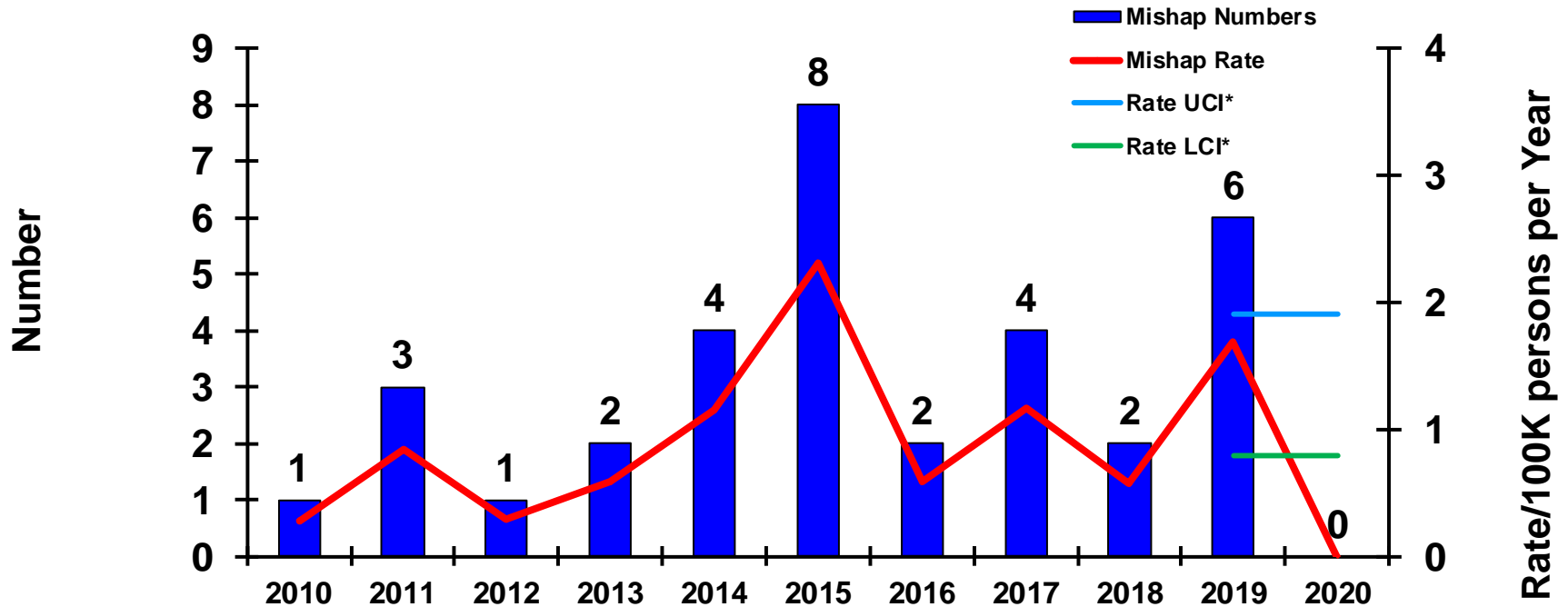


| | 8-Jun-20 | 8-Jun-19 |
|---|-----------|----------|
| CLASS A MISHAPS/MISHAP RATE FY COMPARISON: | 4/1.87 | 1/0.47 |
| FY19 MISHAPS/MISHAP RATE: | 5/1.62 | |
| 10-YEAR AVERAGE (FY10-19) MISHAPS/MISHAP RATE: | 5.20/1.68 | |

*see last slide for definition of UCI/LCI



CLASS A SHORE ON-DUTY MISHAPS

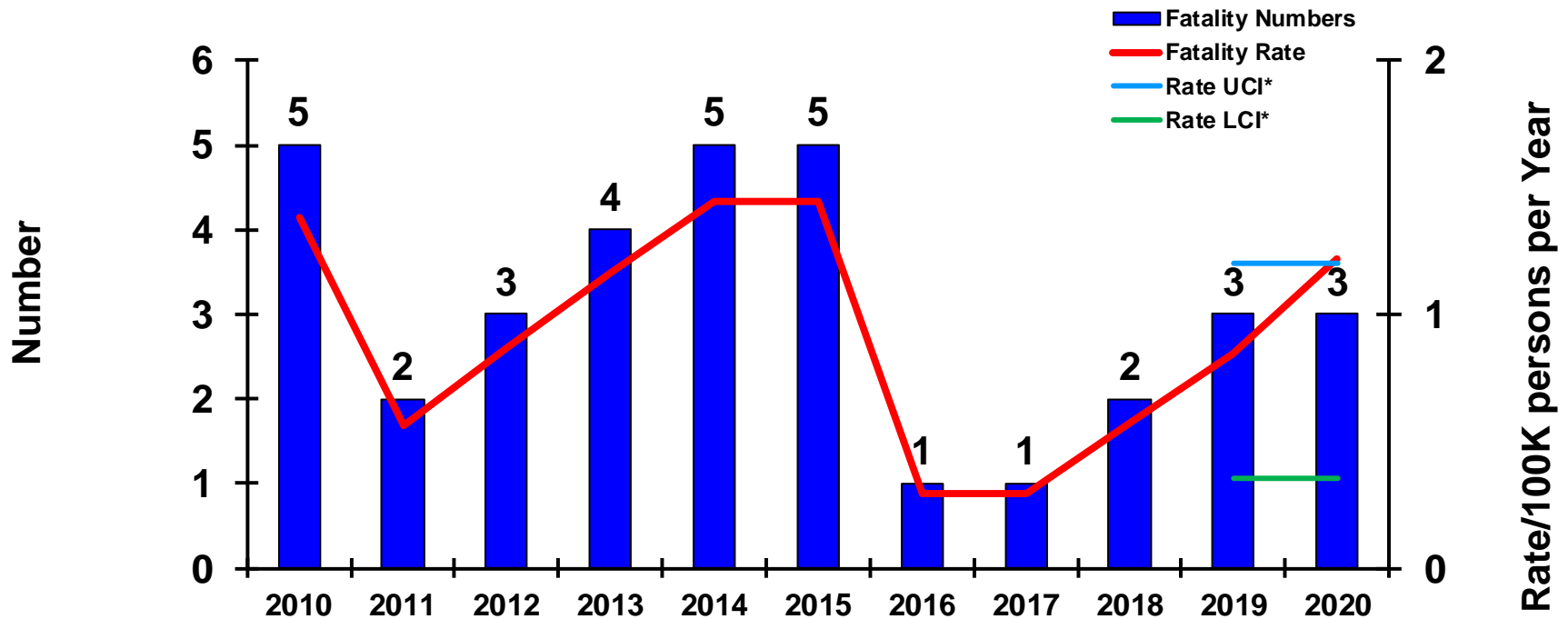


| | <u>8-Jun-20</u> | <u>8-Jun-19</u> |
|---|-----------------|-----------------|
| CLASS A MISHAPS/MISHAP RATE FY COMPARISON: | 0/0.00 | 6/2.44 |
| FY19 MISHAPS/MISHAP RATE: | 6/1.68 | |
| 10-YEAR AVERAGE (FY10-19) MISHAPS/MISHAP RATE: | 3.30/0.95 | |

*see last slide for definition of UCI/LCI



PHYSICAL TRAINING FATALITIES

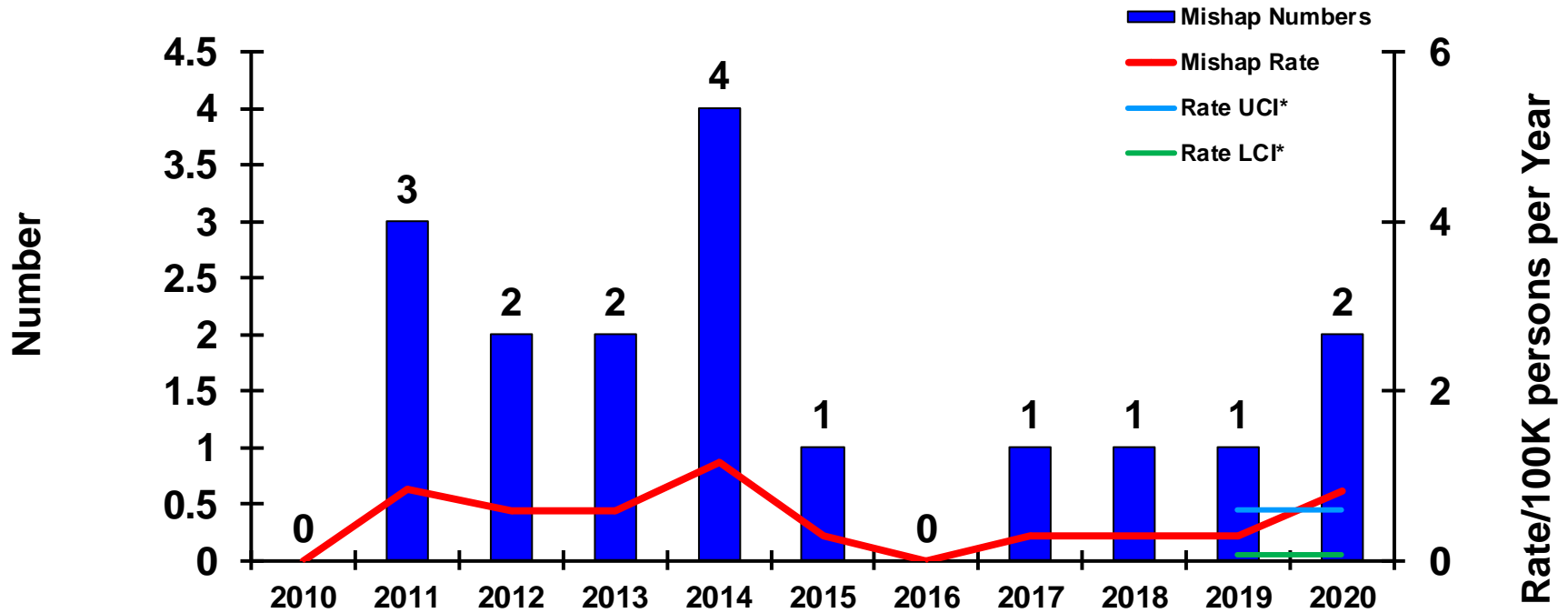


| | 8-Jun-20 | 8-Jun-19 |
|--|-----------|----------|
| FATALITIES/FATALITY RATE FY COMPARISON: | 3/1.22 | 3/1.22 |
| FY19 FATALITIES/FATALITY RATE: | 3/0.84 | |
| 10-YEAR AVERAGE (FY10-19) FATALITIES/FATALITY RATE: | 3.10/0.89 | |

*see last slide for definition of UCI/LCI



CLASS A ON-DUTY MV MISHAPS

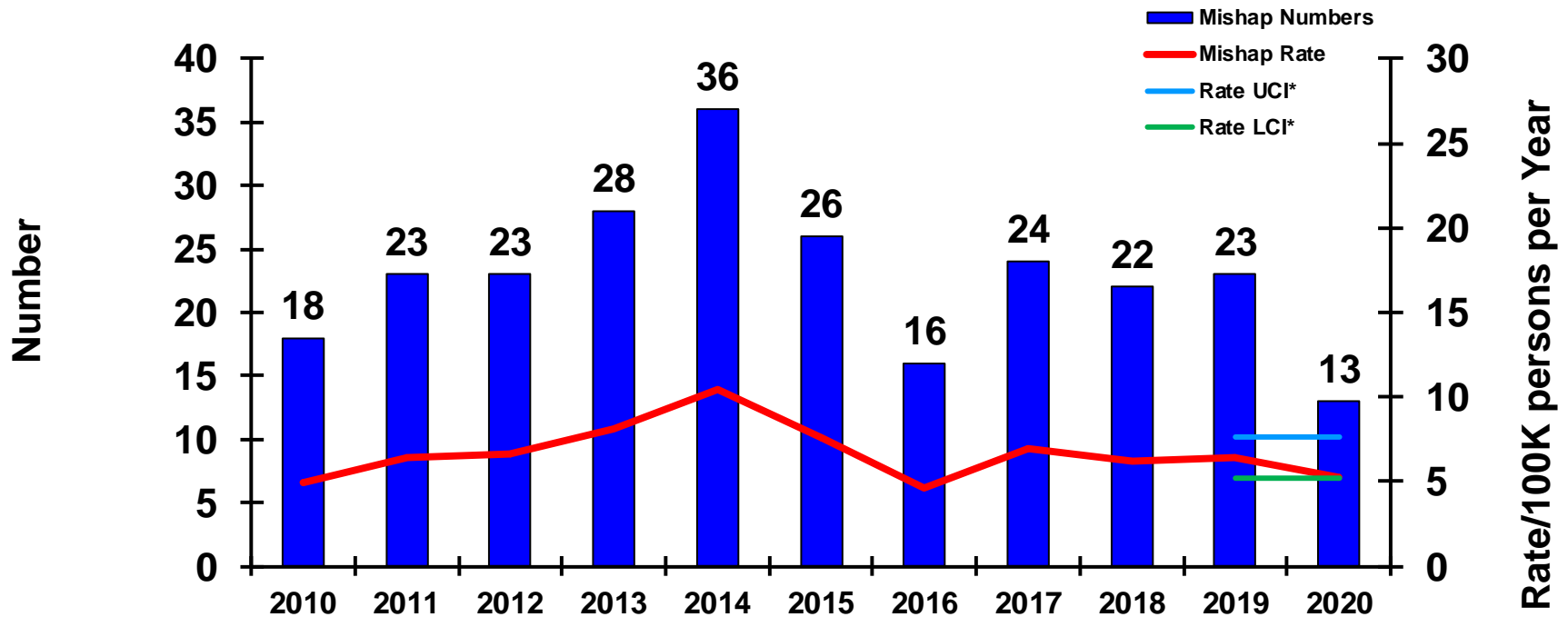


| | <u>8-Jun-20</u> | <u>8-Jun-19</u> |
|---|-----------------|-----------------|
| CLASS A MISHAPS/MISHAP RATE FY COMPARISON: | 2/0.81 | 0/0.00 |
| FY19 MISHAPS/MISHAP RATE: | 1/0.28 | |
| 10-YEAR AVERAGE (FY10-19) MISHAPS/MISHAP RATE: | 1.50/0.43 | |

*see last slide for definition of UCI/LCI



TOTAL CLASS A ON-DUTY MISHAPS

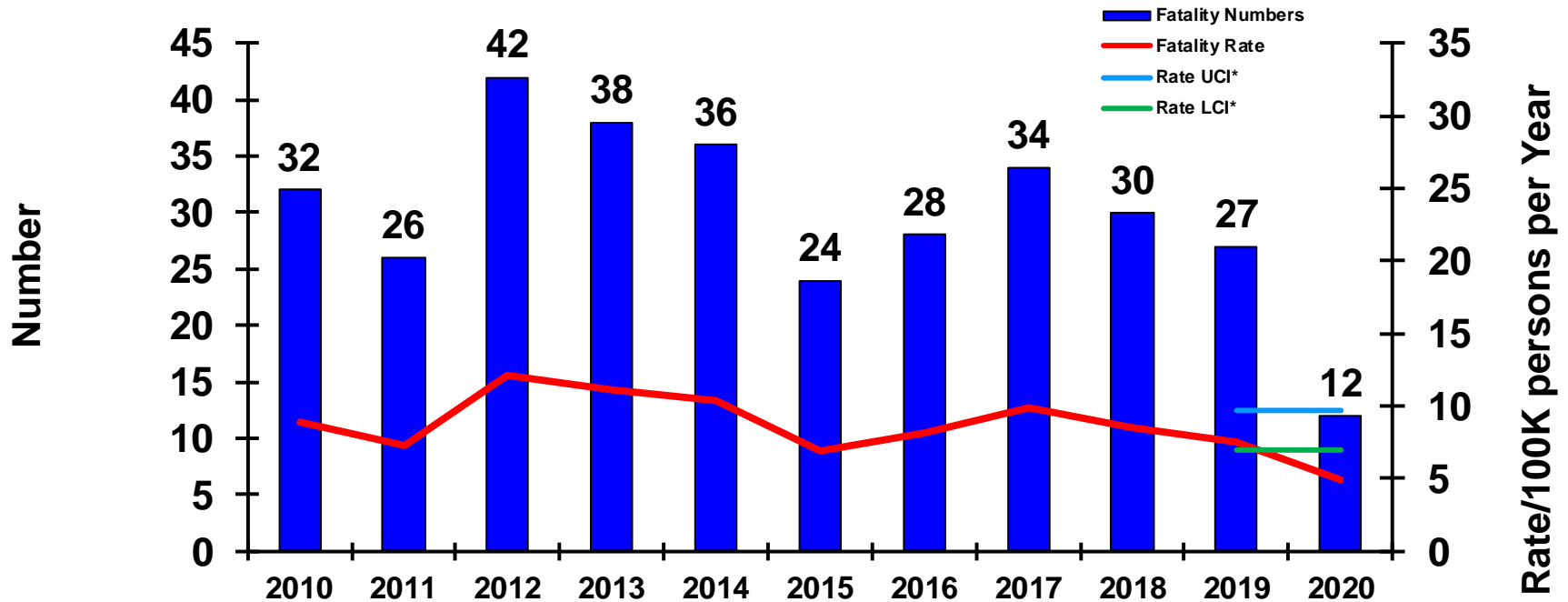


| | <u>8-Jun-20</u> | <u>8-Jun-19</u> |
|---|-----------------|-----------------|
| CLASS A MISHAPS/MISHAP RATE FY COMPARISON: | 13/5.28 | 15/6.10 |
| FY19 MISHAPS/MISHAP RATE: | 23/6.45 | |
| 10-YEAR AVERAGE (FY10-19) MISHAPS/MISHAP RATE: | 23.90/6.85 | |

*see last slide for definition of UCI/LCI



PMV FATALITIES

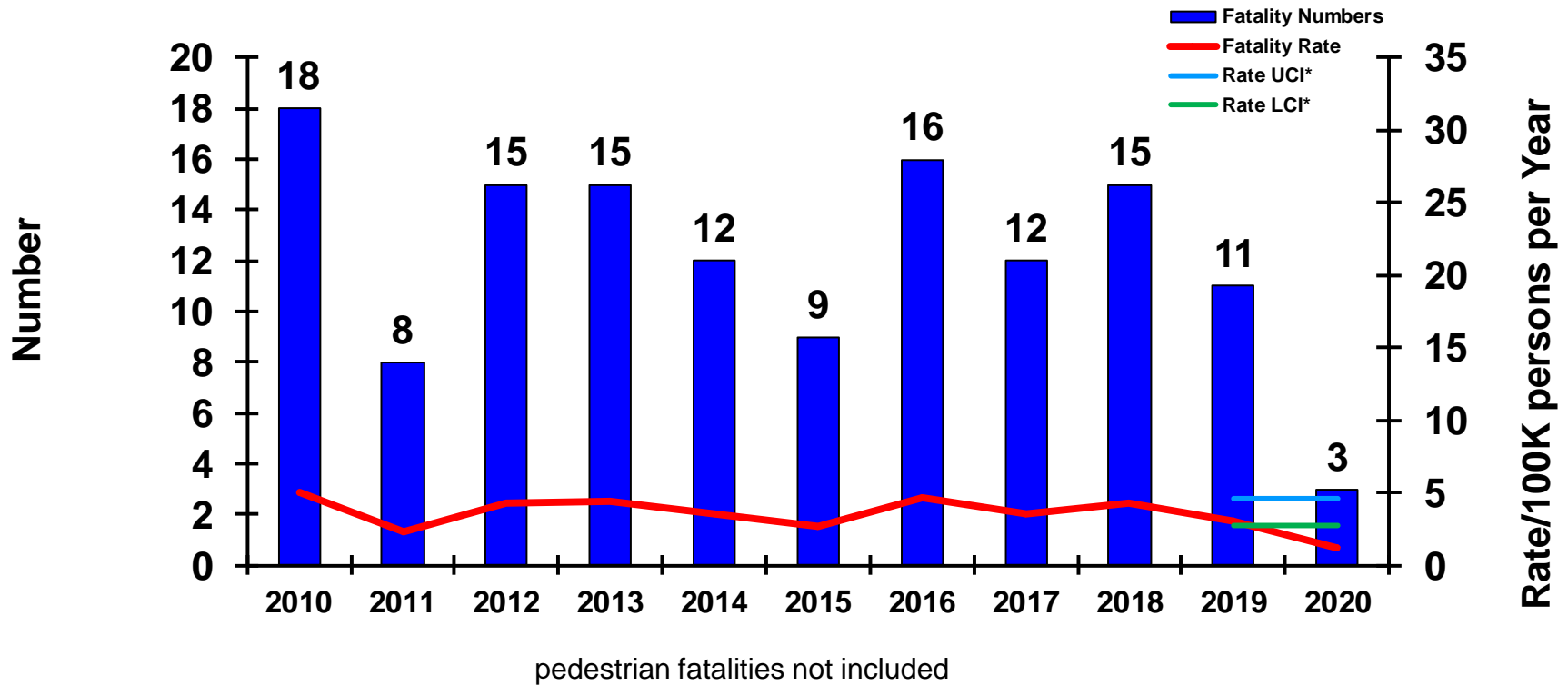


| | <u>08-Jun-20</u> | <u>8-Jun-19</u> |
|--|------------------|-----------------|
| CLASS A FATALITIES/FATALITY RATE FY COMPARISON: | 12/4.87 | 20/8.13 |
| FY19 FATALITIES/FATALITY RATE: | 27/7.57 | |
| 10-YEAR AVERAGE (FY10-19) FATALITIES/FATALITY RATE: | 31.70/9.08 | |

*see last slide for definition of UCI/LCI



4-WHEEL PMV FATALITIES

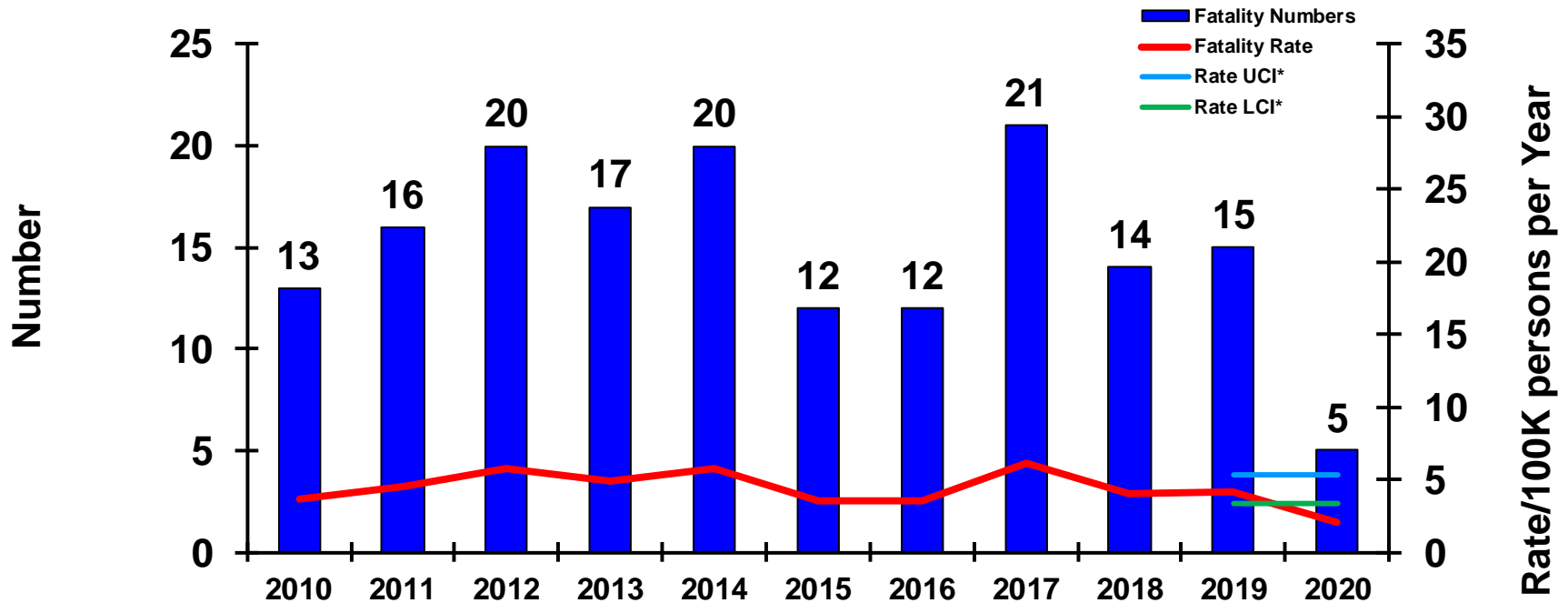


| | 8-Jun-20 | 8-Jun-19 |
|--|------------|----------|
| CLASS A FATALITIES/FATALITY RATE FY COMPARISON: | 3/1.22 | 10/4.06 |
| FY19 FATALITIES/FATALITY RATE: | 11/3.08 | |
| 10-YEAR AVERAGE (FY10-19) FATALITIES/FATALITY RATE: | 13.10/3.75 | |

*see last slide for definition of UCI/LCI



MOTORCYCLE PMV FATALITIES

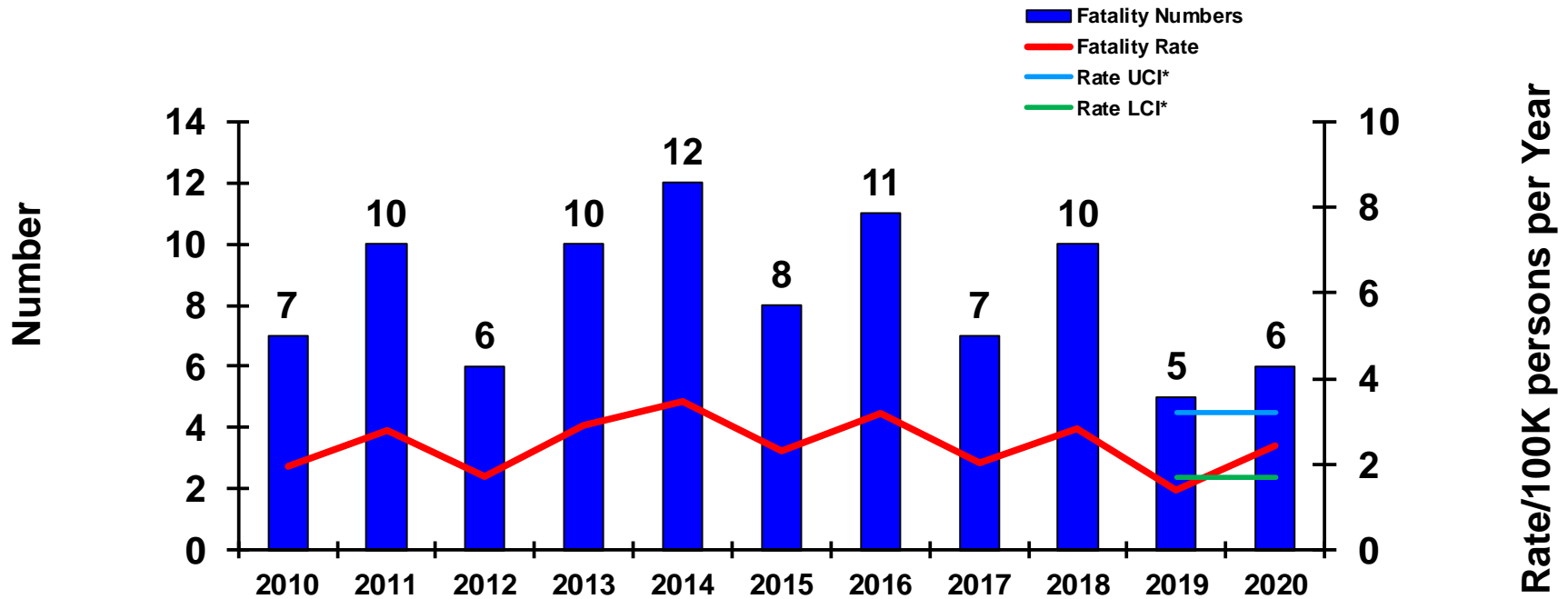


| | <u>8-Jun-20</u> | <u>8-Jun-19</u> |
|--|-----------------|-----------------|
| CLASS A FATALITIES/FATALITY RATE FY COMPARISON: | 5/2.04 | 10/4.06 |
| FY19 FATALITIES/FATALITY RATE: | 15/4.21 | |
| 10-YEAR AVERAGE (FY10-19) FATALITIES/FATALITY RATE: | 16.00/4.58 | |

*see last slide for definition of UCI/LCI



OFF-DUTY/REC FATALITIES

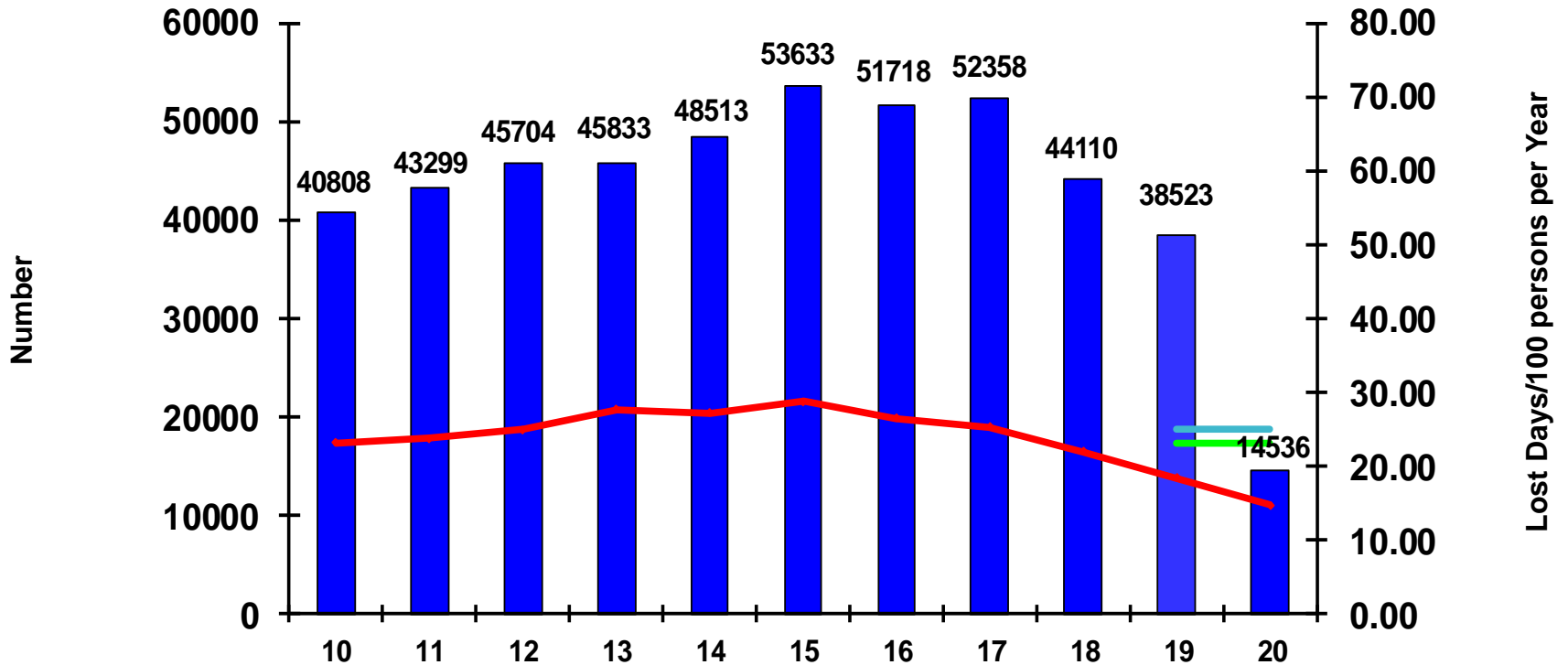


| | <u>8-Jun-20</u> | <u>8-Jun-19</u> |
|--|-----------------|-----------------|
| CLASS A FATALITIES/FATALITY RATE FY COMPARISON: | 6/2.44 | 2/0.81 |
| FY19 FATALITIES/FATALITY RATE: | 5/1.40 | |
| 10-YEAR AVERAGE (FY10-19) FATALITIES/FATALITY RATE: | 8.60/2.46 | |

*see last slide for definition of UCI/LCI



CIVILIAN LOST WORK DAY

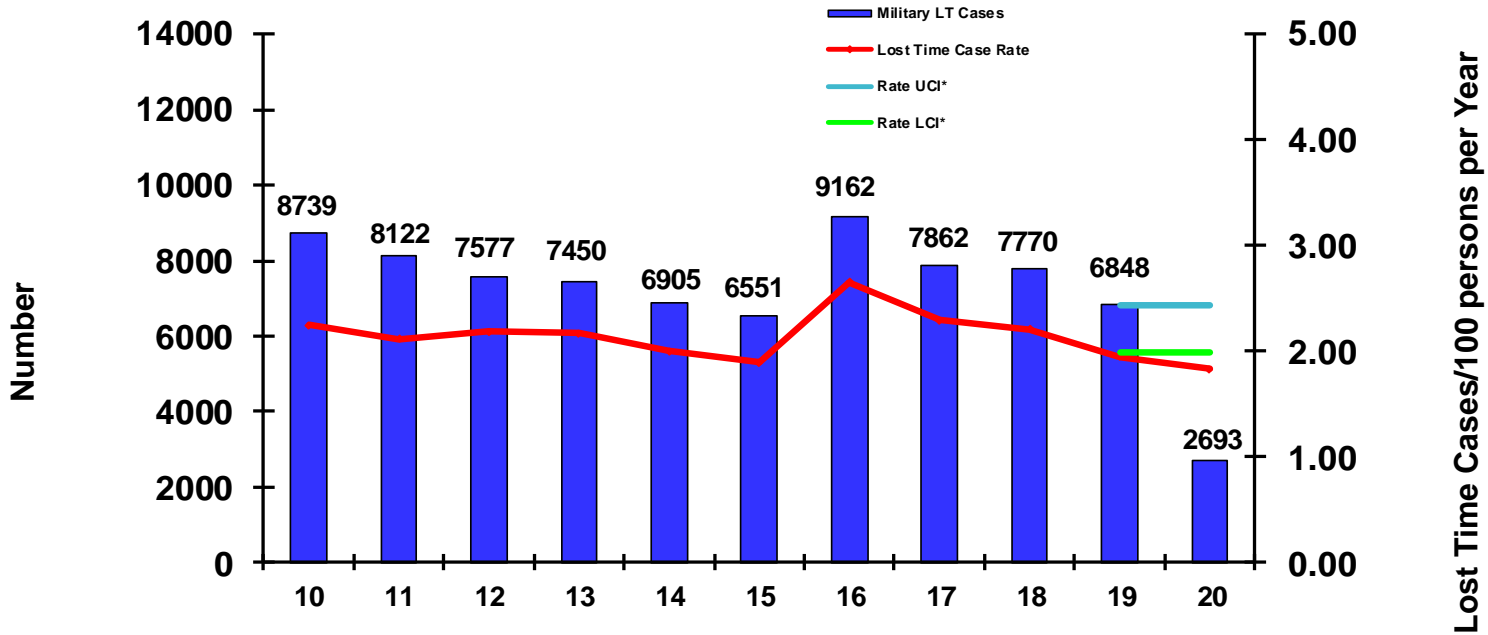


| | |
|---|------------------|
| | <u>14 Mar 20</u> |
| LOST WORK DAY FY RATE COMPARISON: | 14.80 |
| FY19 LOST WORK DAY RATE: | 18.40 |
| 5-YEAR AVERAGE (FY15-19) LOST WORK DAY RATE: | 25.11 |

*see last slide for definition of UCI/LCI



MILITARY LOST TIME CASE RATE



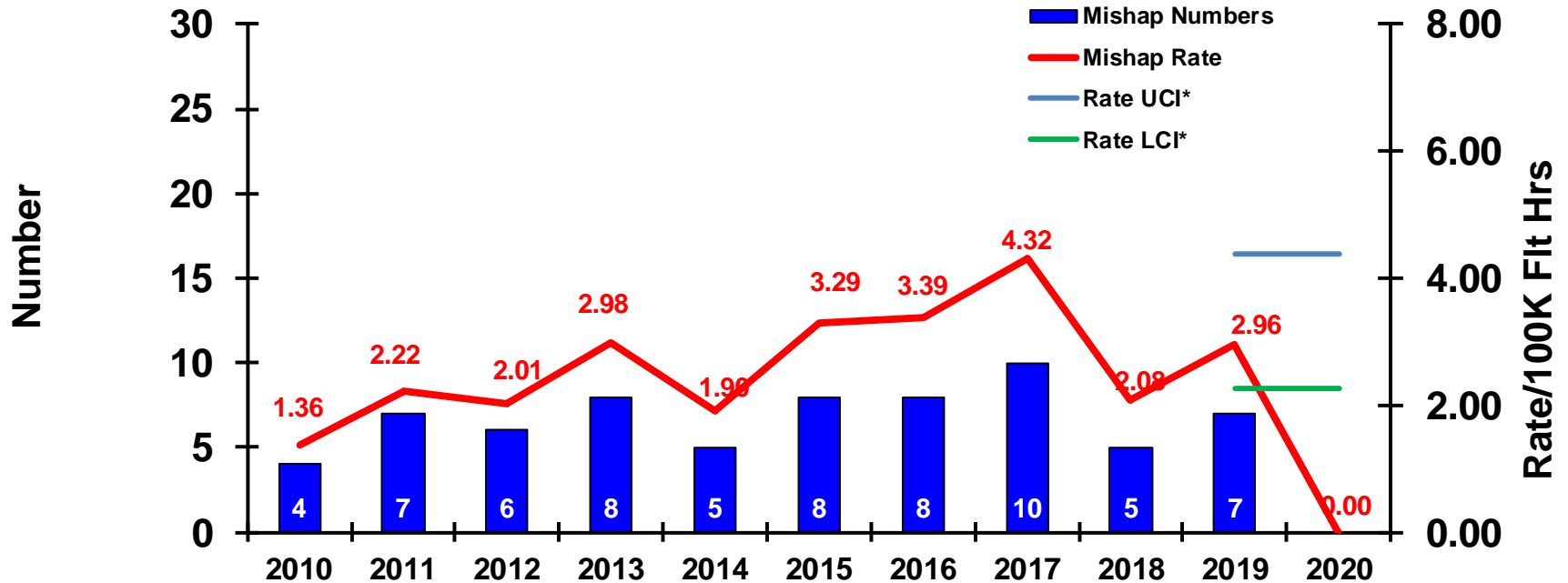
| | |
|--|------------------|
| | <u>29 Feb 20</u> |
| LOST WORK TIME CASE RATE: | 1.84 |
| FY19 LOST TIME CASE RATE: | 1.94 |
| 5-YEAR AVERAGE (FY15-19) LOST TIME CASE RATE: | 2.21 |

*see last slide for definition of UCI/LCI



CLASS A FLIGHT MISHAPS

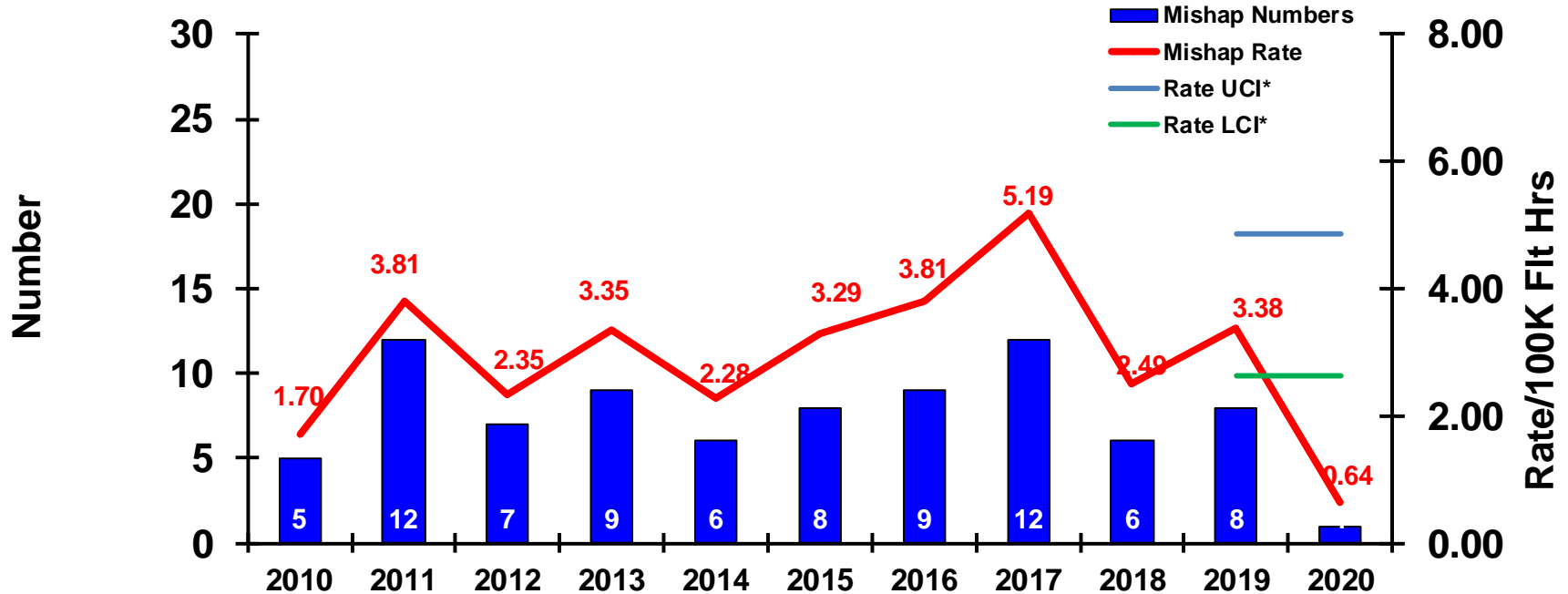
Manned Aircraft Only



| | <u>8-Jun-20</u> | <u>8-Jun-19</u> |
|---|-----------------|-----------------|
| CLASS A FM/FM RATE FY COMPARISON: | 0/0.00 | 7/4.24 |
| FY19 MISHAPS/MISHAP RATE: | 7/2.96 | |
| 10-YEAR AVERAGE (FY10-19) MISHAPS/MISHAP RATE: | 6.80/2.65 | |



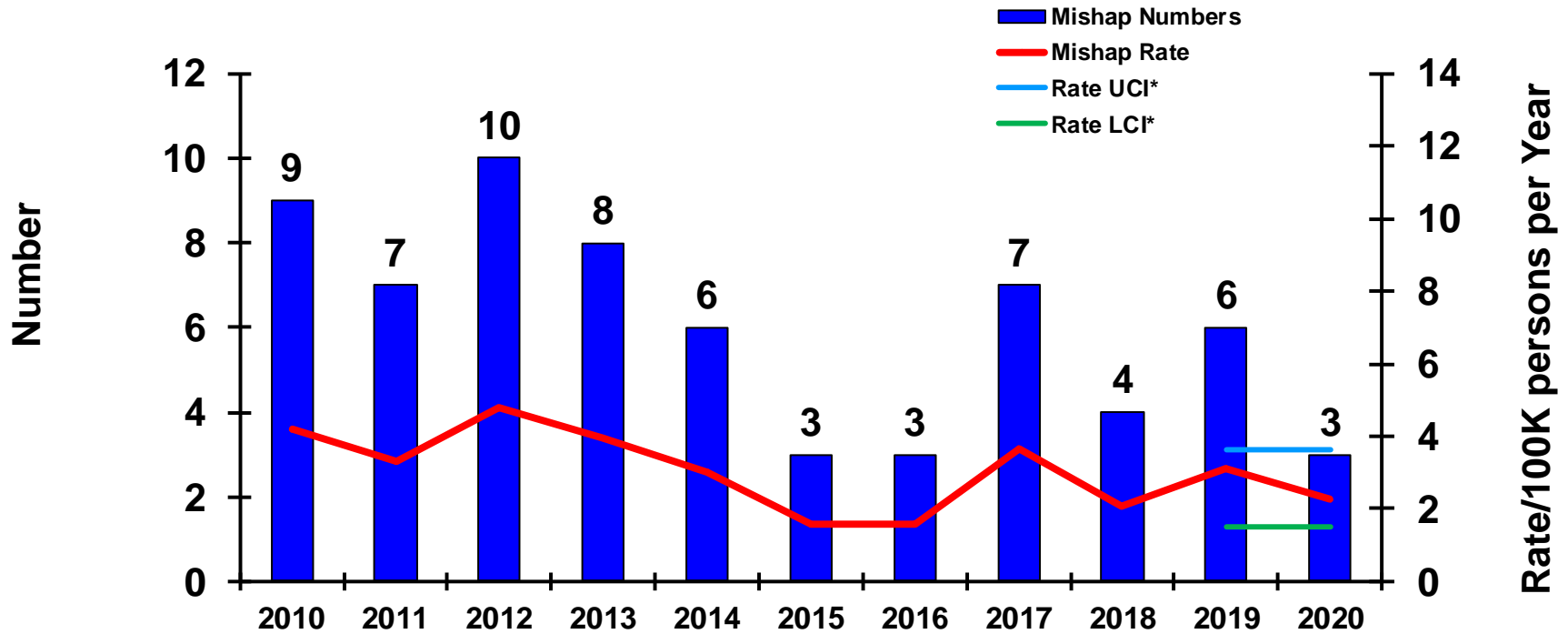
CLASS A AVIATION MISHAPS



| | | |
|---|-----------------|-----------------|
| CLASS A MISHAPS/MISHAP RATE FY COMPARISON: | <u>8-Jun-20</u> | <u>8-Jun-19</u> |
| FY19 MISHAPS/MISHAP RATE: | 1/0.64 | 8/4.85 |
| 10-YEAR AVERAGE (FY10-19) MISHAPS/MISHAP RATE: | 8/3.38 | |
| | 8.20/3.16 | |



CLASS A GROUND ON-DUTY MISHAPS

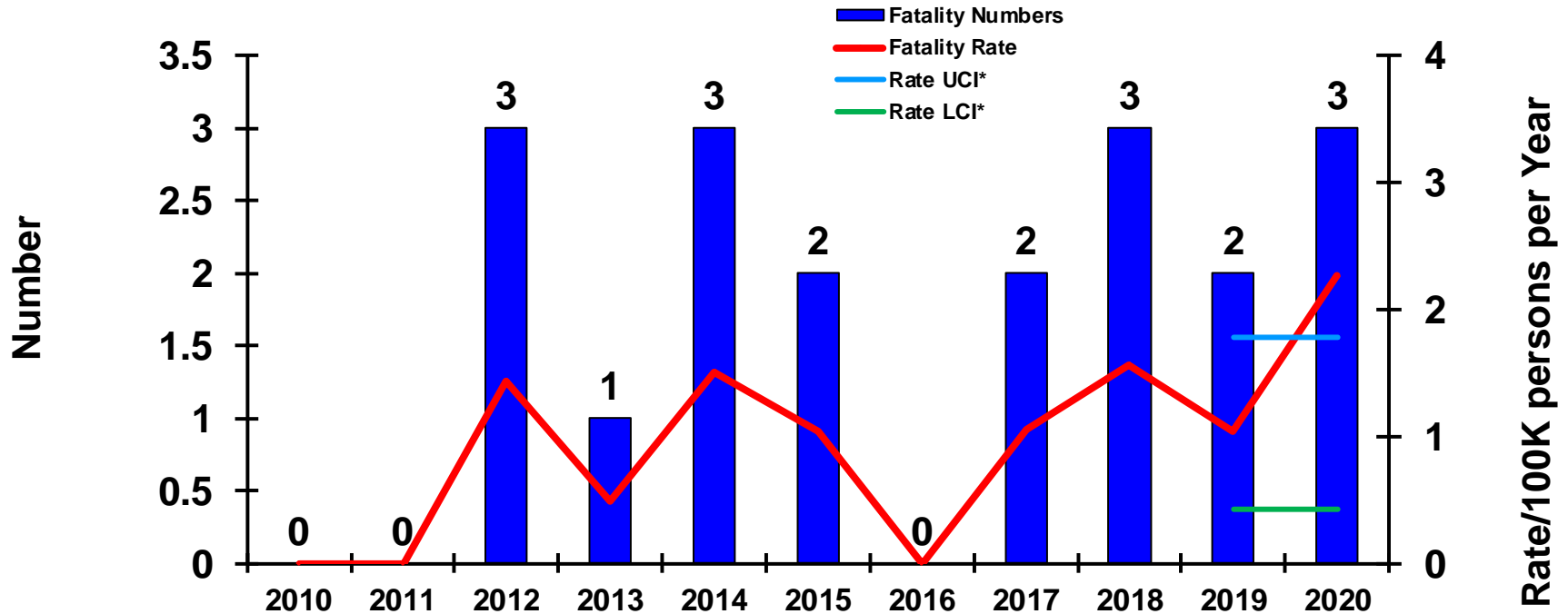


| | <u>8-Jun-20</u> | <u>8-Jun-19</u> |
|---|-----------------|-----------------|
| CLASS A MISHAPS/MISHAP RATE FY COMPARISON: | 3/2.26 | 3/2.26 |
| FY19 MISHAPS/MISHAP RATE: | 6/3.12 | |
| 10-YEAR AVERAGE (FY10-19) MISHAPS/MISHAP RATE: | 6.30/3.12 | |

*see last slide for definition of UCI/LCI



PHYSICAL TRAINING FATALITIES



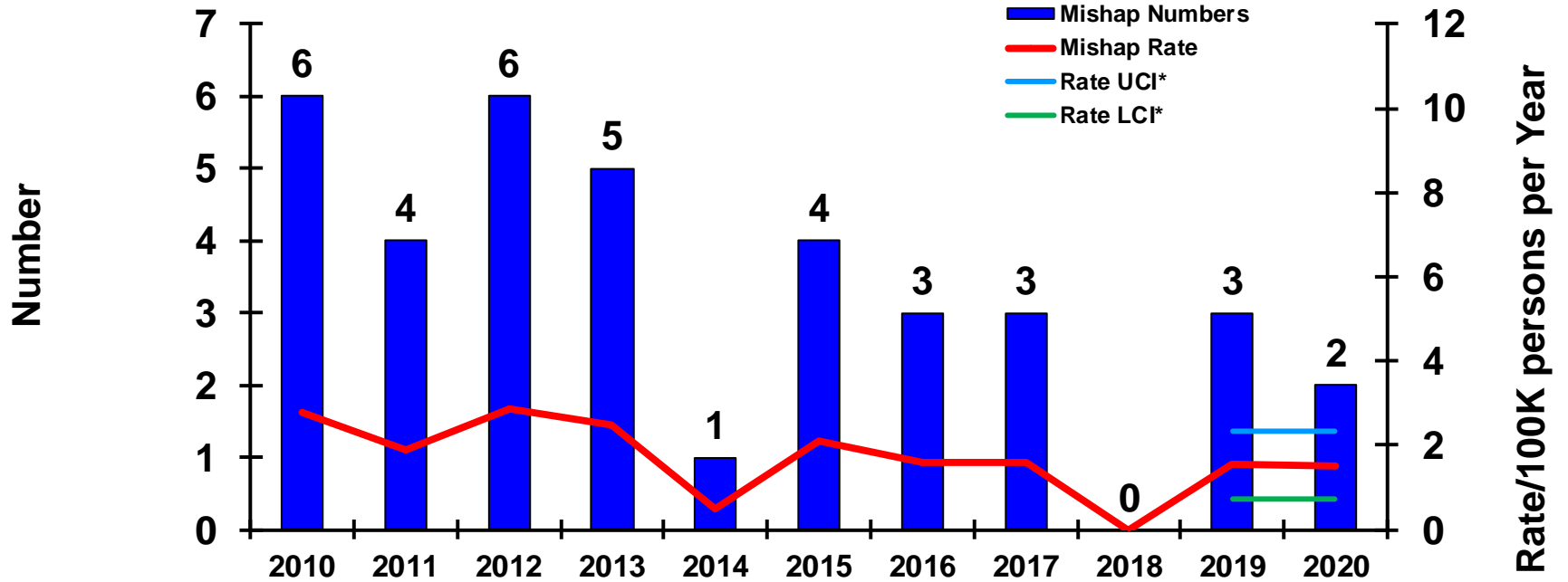
PT fatalities are also reflected in the Ground On-Duty Mishap slide

| | <u>8-Jun-20</u> | <u>8-Jun-19</u> |
|--|-----------------|-----------------|
| CLASS A FATALITIES/FATALITY RATE FY COMPARISON: | 3/2.27 | 1/0.75 |
| FY19 FATALITIES/FATALITY RATE: | 2/1.04 | |
| 10-YEAR AVERAGE (FY10-19) FATALITIES/FATALITY RATE: | 1.60/0.81 | |

*see last slide for definition of UCI/LCI



CLASS A ON-DUTY MV MISHAPS

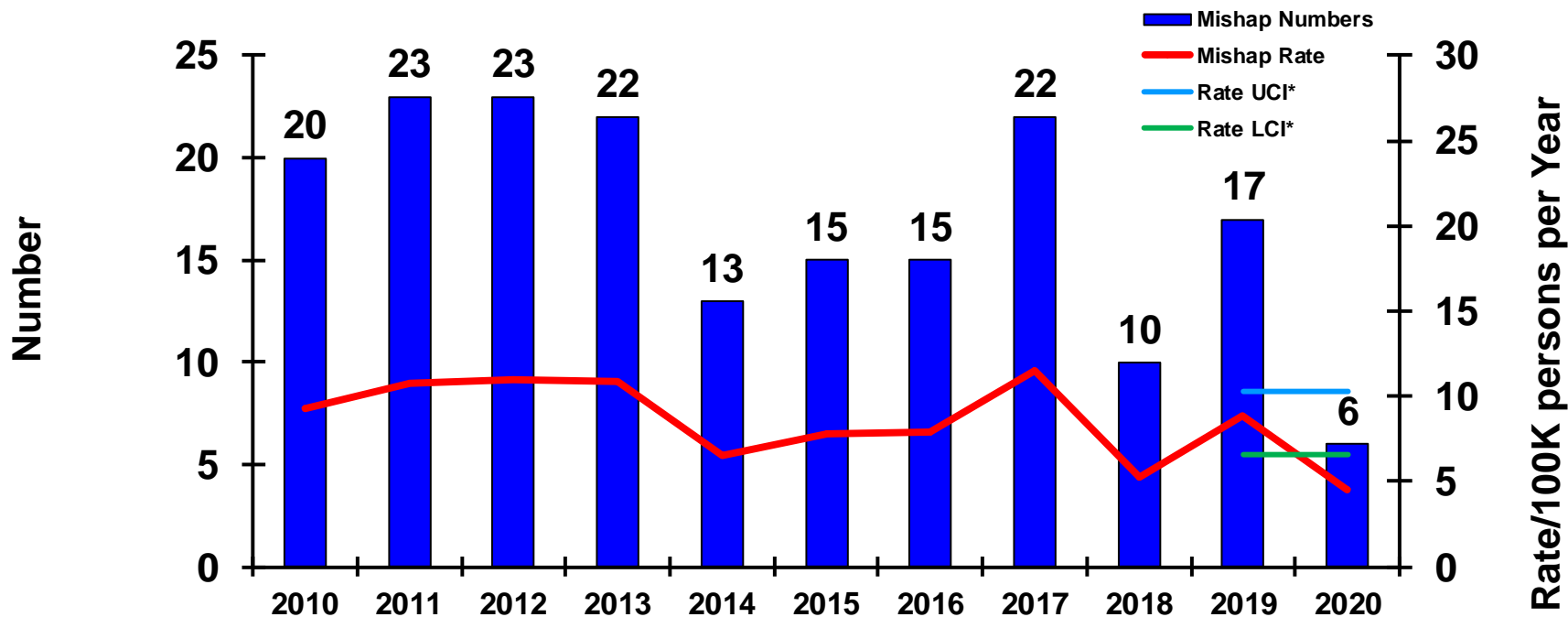


| | <u>8-Jun-20</u> | <u>8-Jun-19</u> |
|---|-----------------|-----------------|
| CLASS A MISHAPS/MISHAP RATE FY COMPARISON: | 2/1.51 | 3/2.26 |
| FY19 MISHAPS/MISHAP RATE: | 3/1.56 | |
| 10-YEAR AVERAGE (FY10-19) MISHAPS/MISHAP RATE: | 3.50/1.73 | |

*see last slide for definition of UCI/LCI



TOTAL CLASS A ON-DUTY MISHAPS

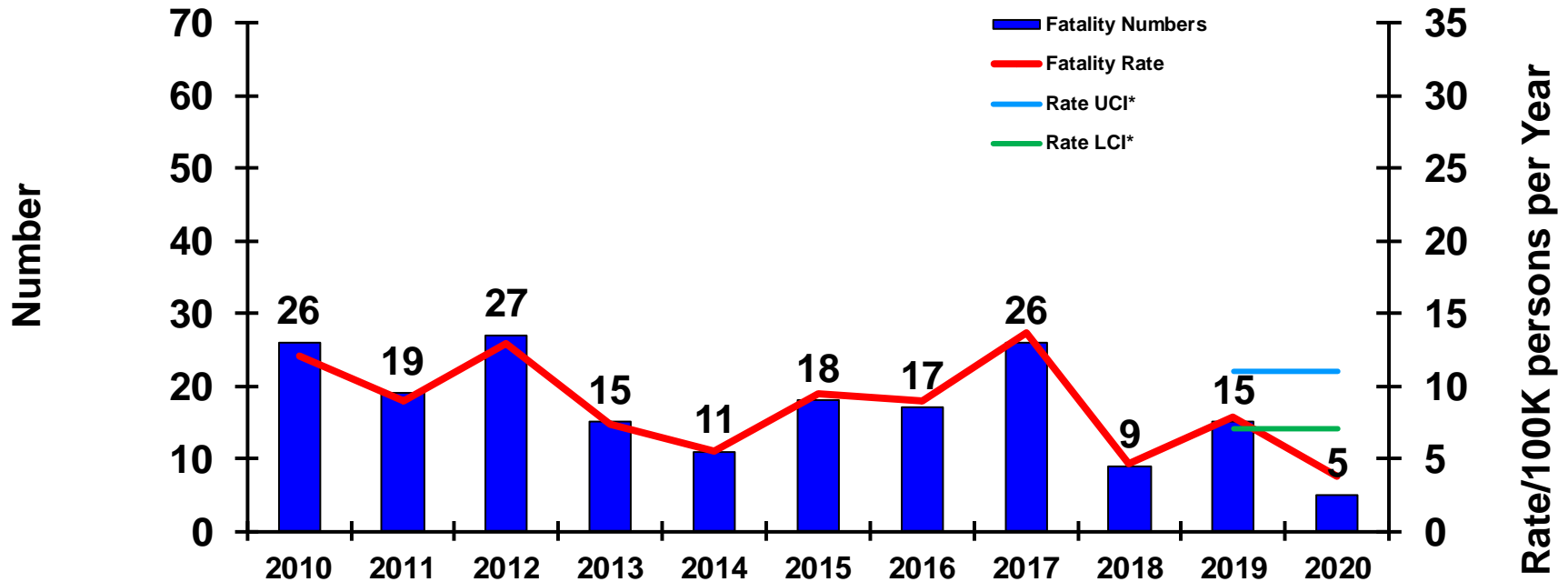


| | <u>8-Jun-20</u> | <u>8-Jun-19</u> |
|---|-----------------|-----------------|
| CLASS A MISHAPS/MISHAP RATE FY COMPARISON: | 6/4.52 | 14/10.56 |
| FY19 MISHAPS/MISHAP RATE: | 17/8.85 | |
| 10-YEAR AVERAGE (FY10-19) MISHAPS/MISHAP RATE: | 18.00/8.98 | |

*see last slide for definition of UCI/LCI



ON-DUTY FATALITIES

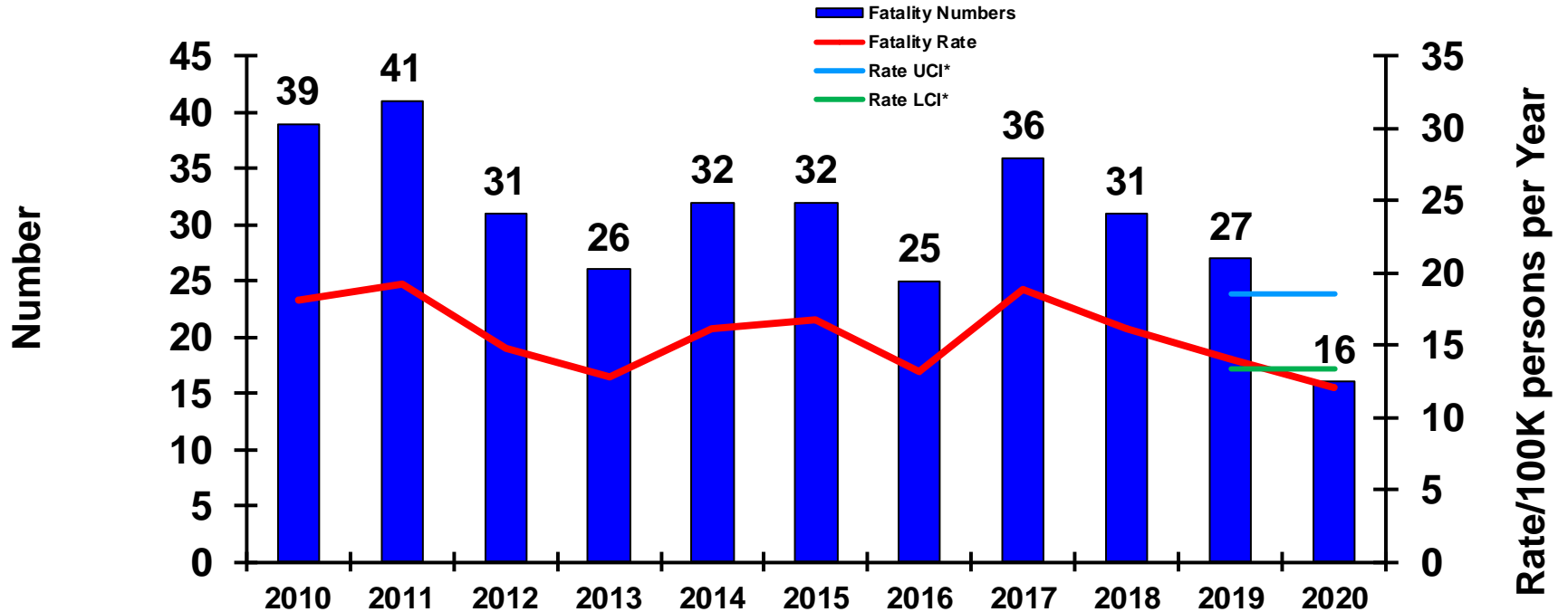


| | <u>8-Jun-20</u> | <u>8-Jun-19</u> |
|--|-----------------|-----------------|
| CLASS A FATALITIES/FATALITY RATE FY COMPARISON: | 5/3.78 | 13/9.81 |
| FY19 FATALITIES/FATALITY RATE: | 15/7.81 | |
| 10-YEAR AVERAGE (FY10-19) FATALITIES/FATALITY RATE: | 18.30/9.13 | |

*see last slide for definition of UCI/LCI



PMV FATALITIES

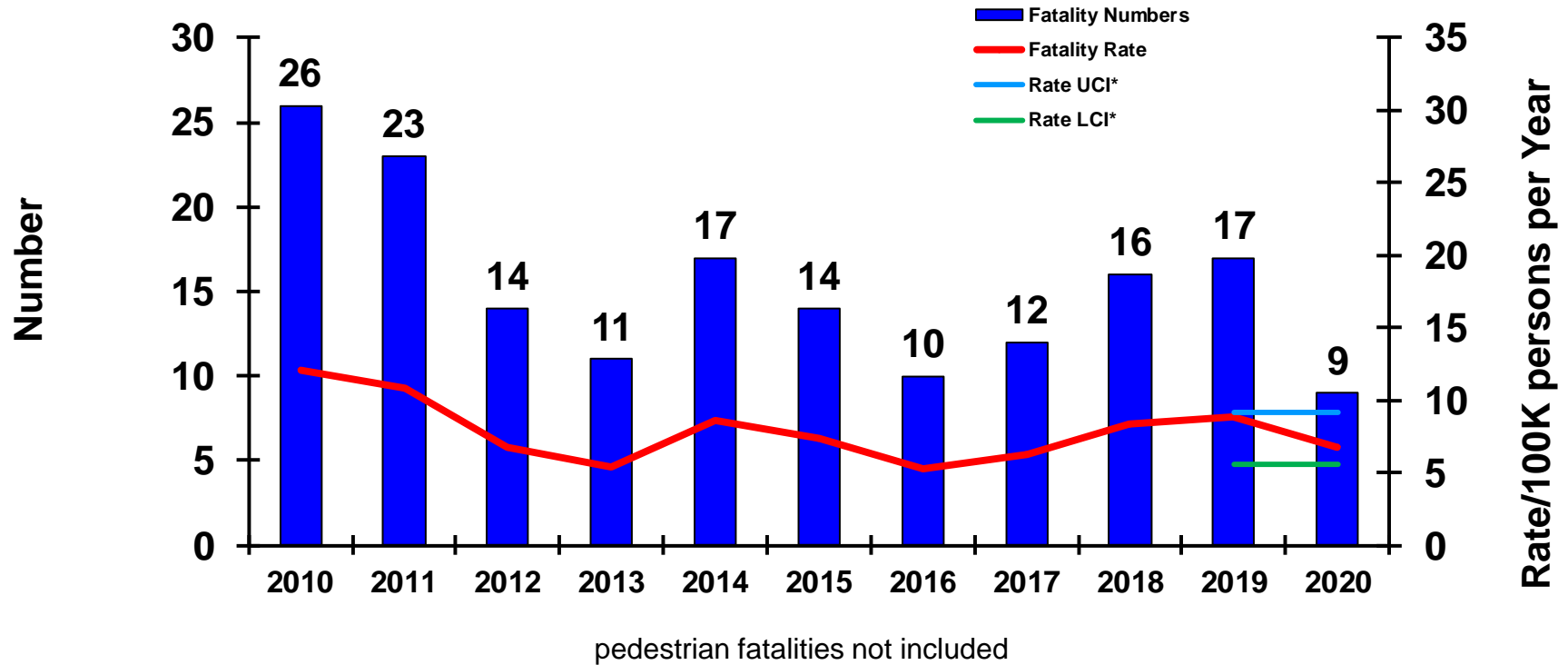


| | 8-Jun-20 | 8-Jun-19 |
|--|-------------|----------|
| CLASS A FATALITIES/FATALITY RATE FY COMPARISON: | 16/12.09 | 16/12.07 |
| FY19 FATALITIES/FATALITY RATE: | 27/14.05 | |
| 10-YEAR AVERAGE (FY10-19) FATALITIES/FATALITY RATE: | 32.00/16.01 | |

*see last slide for definition of UCI/LCI



4-WHEEL PMV FATALITIES

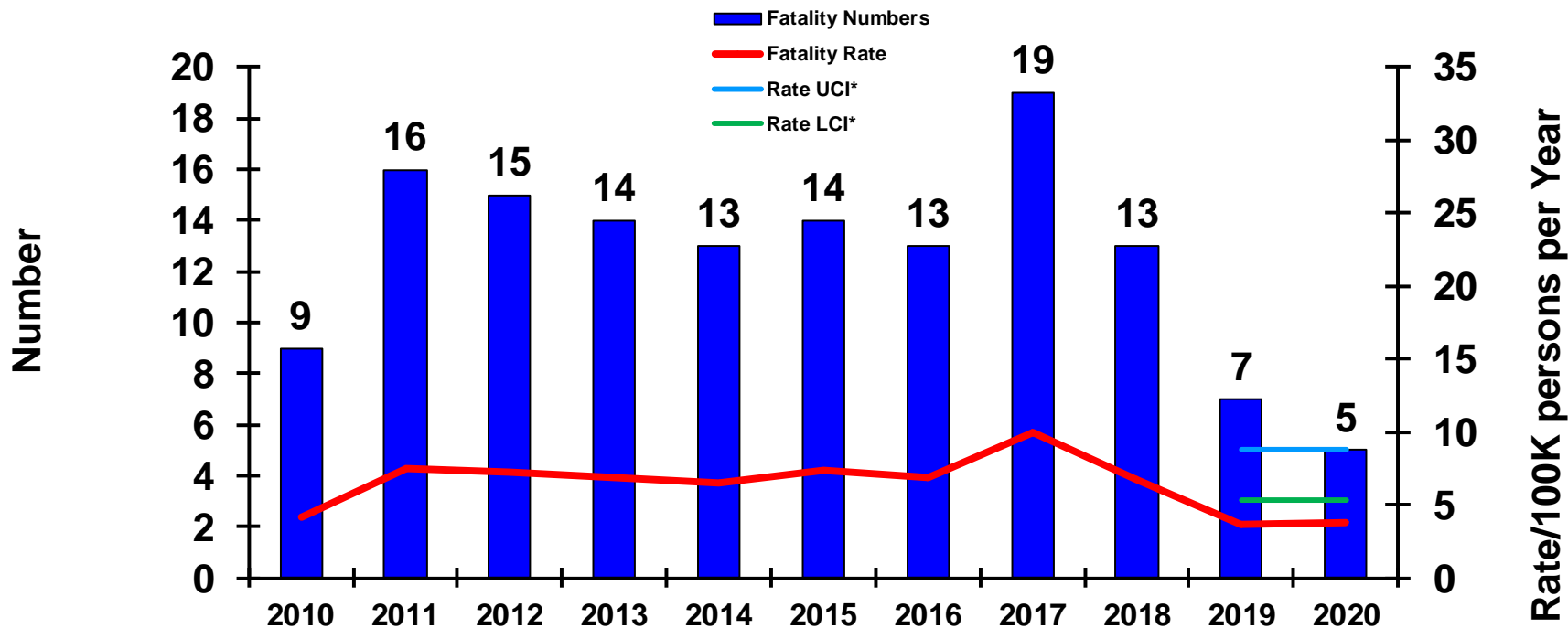


| | <u>8-Jun-20</u> | <u>8-Jun-19</u> |
|--|-----------------|-----------------|
| CLASS A FATALITIES/FATALITY RATE FY COMPARISON: | 9/6.80 | 9/6.79 |
| FY19 FATALITIES/FATALITY RATE: | 17/8.85 | |
| 10-YEAR AVERAGE (FY10-19) FATALITIES/FATALITY RATE: | 16.00/7.96 | |

*see last slide for definition of UCI/LCI



MOTORCYCLE PMV FATALITIES

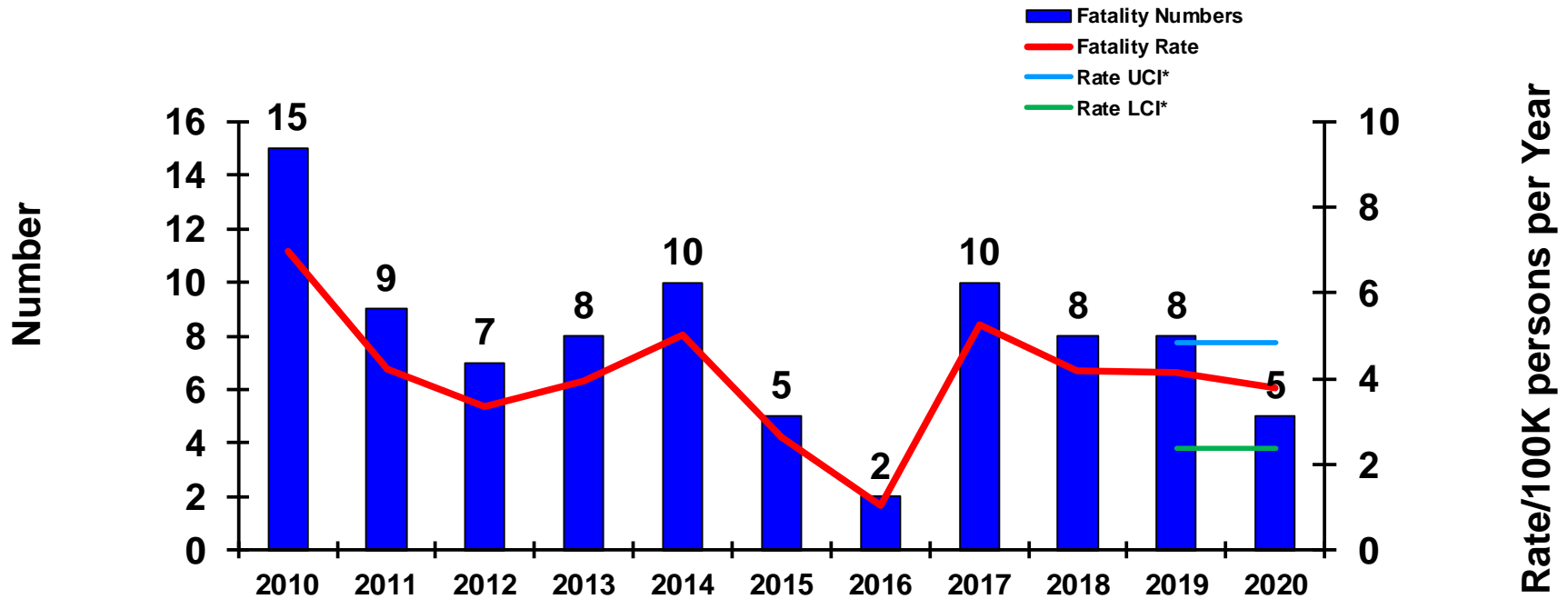


| | <u>8-Jun-20</u> | <u>8-Jun-19</u> |
|--|-----------------|-----------------|
| CLASS A FATALITIES/FATALITY RATE FY COMPARISON: | 5/3.78 | 5/3.77 |
| FY19 FATALITIES/FATALITY RATE: | 7/3.64 | |
| 10-YEAR AVERAGE (FY10-19) FATALITIES/FATALITY RATE: | 13.30/6.69 | |

*see last slide for definition of UCI/LCI



OFF-DUTY/REC FATALITIES

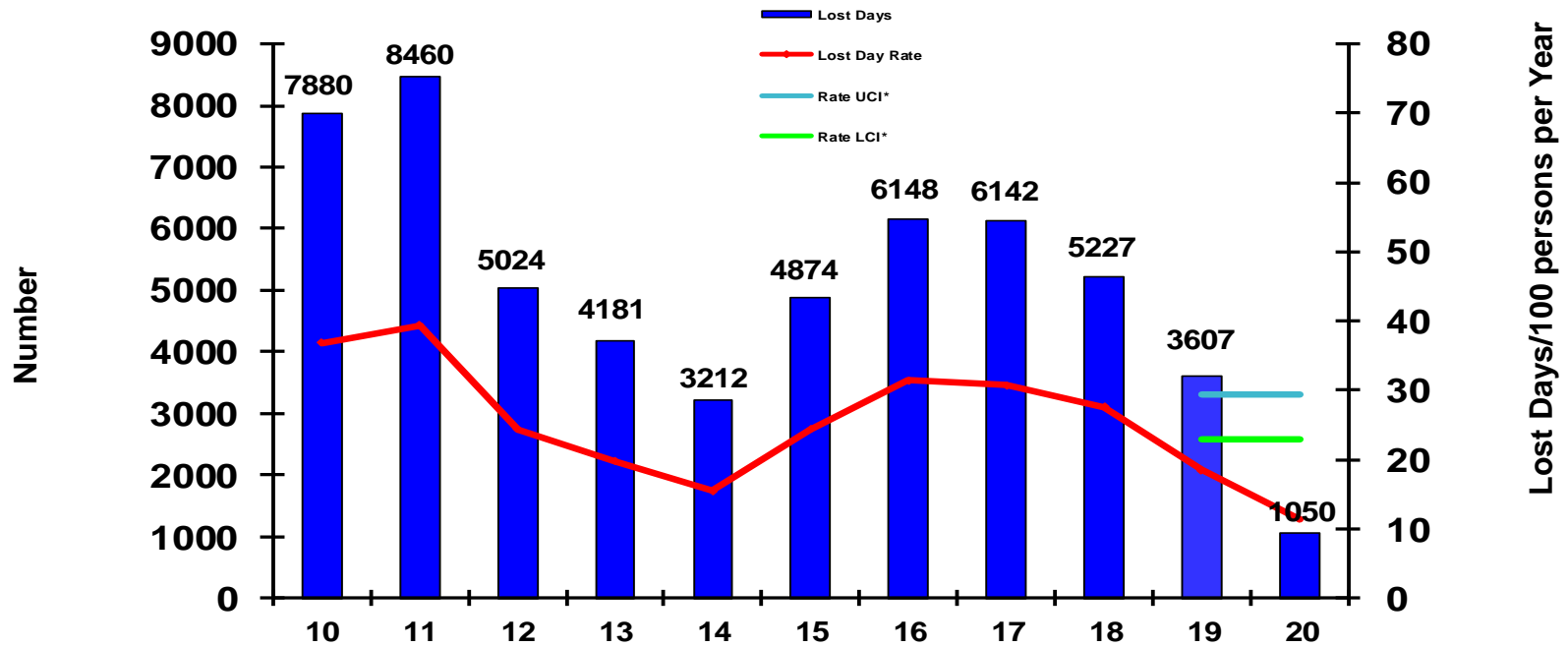


| | <u>8-Jun-20</u> | <u>8-Jun-19</u> |
|--|-----------------|-----------------|
| CLASS A FATALITIES/FATALITY RATE FY COMPARISON: | 5/3.78 | 6/4.53 |
| FY19 FATALITIES/FATALITY RATE: | 8/4.16 | |
| 10-YEAR AVERAGE (FY10-19) FATALITIES/FATALITY RATE: | 8.20/4.08 | |

*see last slide for definition of UCI/LCI



CIVILIAN LOST WORK DAY

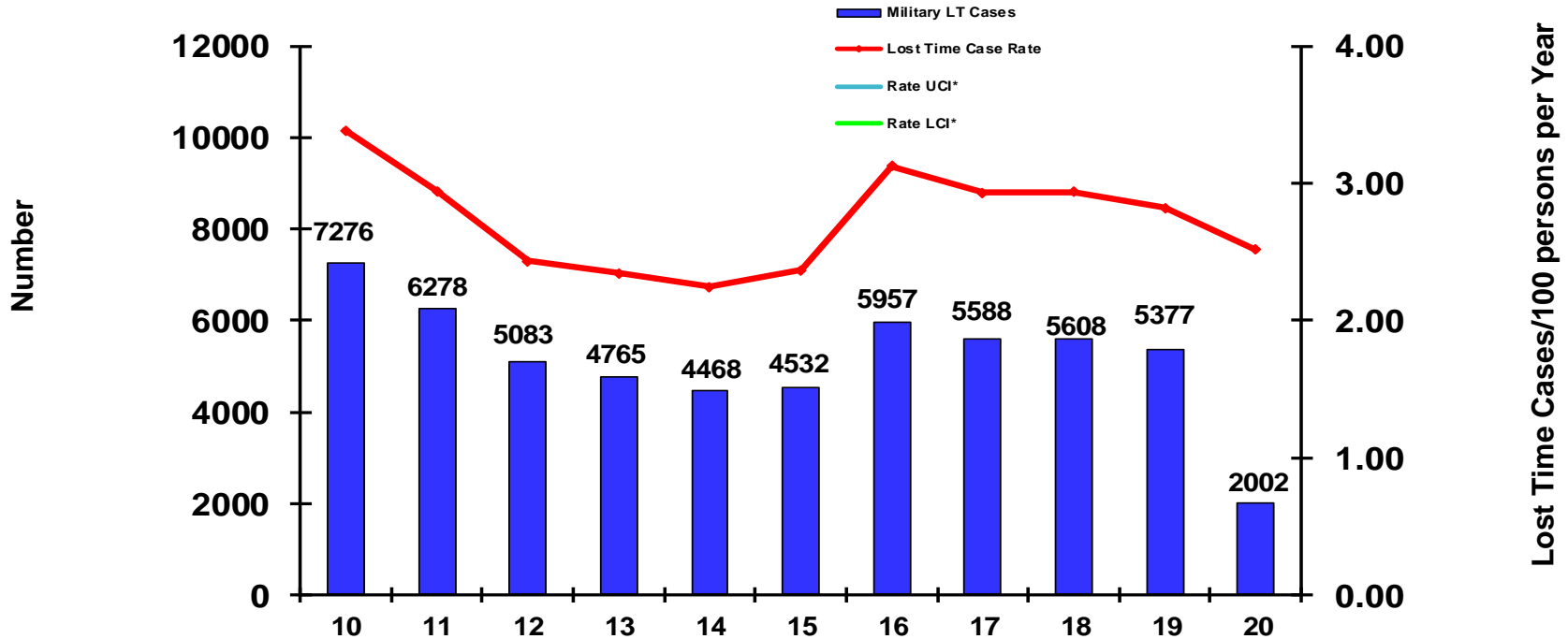


| | |
|---|------------------|
| | <u>14 Mar 20</u> |
| LOST WORK DAY FY RATE COMPARISON: | 11.40 |
| FY19 LOST WORK DAY RATE: | 18.30 |
| 5-YEAR AVERAGE (FY15-19) LOST WORK DAY RATE: | 26.10 |

*see last slide for definition of UCI/LCI



MILITARY LOST TIME CASE RATE



| | |
|--|------------------|
| | <u>29 Feb 20</u> |
| LOST WORK TIME CASE RATE: | 2.52 |
| FY19 LOST TIME CASE RATE: | 2.94 |
| 5-YEAR AVERAGE (FY15-19) LOST TIME CASE RATE: | 2.84 |

*see last slide for definition of UCI/LCI.

Navy Short Narratives

- USN AVIATION CLASS A MISHAPS (includes UAS/UAV, FRMs and AGMs not included in the Flight Slide)

- 27 Jan 2020:(VACAPES / W-122) F/A-18F received FOD damage to both engines during day in flight refueling training flight.
- 25 Jan 2020: (Philippine, Sea) MH-60S went down in open ocean during daytime flight off ship. All crew members were rescued.
- 16 Dec 2019:(W-72 Range) F/A-18F had FOD damage as receiving aircraft after basket slap during inflight refueling.
- 02 Oct 2019: (NAS Pax River, MD) E-6B struck bird and sustained engine damage during touch and go landing. Aircraft landed safety, no injuries.

- USN AFLOAT CLASS A MISHAPS

- 10 Mar 2020: (Eastern Mediterranean) E-5 died from injuries after he fell down a ladderwell.
- 03 Dec 2019: (San Diego Op Area) Flooding on LHD caused damage to cargo.
- 29 Nov 2019:(San Diego, CA) Class C fire on MCM caused extensive damage to Main Machinery Room.
- 14 Nov 2019: (Jacksonville, FL) Fire on LHD cause damage in cargo hold. Eleven sailors were treated for minor injuries and released.

- USN SHORE CLASS A MISHAPS

- USN PHYSICAL TRAINING CLASS A MISHAPS

- 27 Apr 2020:(Mayport, FL) E-5 died after collapsing while jogging on base.
- 08 Feb 2020: (Annapolis, MD) Midshipman collapsed following a Physical Readiness Test and transported to a medical center where he died.
- 15 Nov 2019:(FT MEADE, MD) E-6 died after collapsing on a treadmill during a Physical Readiness Test(PRT).

- USN ON-DUTY MOTOR VEHICLE CLASS A MISHAPS

- 18 Dec 2019 (Pomomkey, MD) CIV died in a single vehicle accident resulting in a fire after striking a tree.
- 30 Nov 2019: (Virginia Beach, VA) E-4 died while on patrol in a multi-vehicle collision after being hit head-on.

Navy Short Narratives (continued)

▪ USN PRIVATE MOTOR VEHICLE FATALITIES

10 May 2020: (Jacksonville, FL) E-6 died after losing control of his motorcycle.

27 Mar 2020: (Virginia Beach, VA) E-5 died after being struck by a vehicle after exiting her car.

22 Feb 2020: (Jacksonville, FL) E-3 died in a fatal motorcycle accident.

13 Feb 2020: (San Diego, CA) E-5 was struck by another vehicle while pulled over on the side of the road. He later died in the hospital from injuries sustained from the accident.

14 Dec 2019:(Waukegan, IL) E-4 died in a multiple vehicle accident after a head-on collision.

08 Dec 2019: (Gulfport, MS) E-4 died after losing control of the motorcycle on a patch of gravel. The other service member on second motorcycle was release with minor injuries.

02 Dec 2019: (San Diego, CA) O-4 died after being struck by a vehicle while jogging.

01 Dec 2019: (Saint Marys, GA) E-8 died after being struck by a vehicle while walking along the roadway.

06 Nov 2019: (San Diego, CA) E-7 died in a single-vehicle motorcycle mishap.

27 Oct 2019: (Mobile, AL) E-6 died from injuries after automobile struck a tree. He died from his injuries on 30 Oct 2019 in a hospital.

20 Oct 2019: (Twentynine Palms, CA) E-4 died in a multi-vehicle mishap (other vehicle fatality recorded in Marine stats).

05 Oct 2019: (Sinajana, Guam) E-5 was found down with motorcycle alongside a roadway with no other vehicles. Transported to Guam Memorial Hospital and pronounced dead.

▪ USN OFF-DUTY/RECREATIONAL FATALITIES

07 Apr 2020: (Charleston, SC) E-4 died from an accidental discharged firearm.

29 Feb 2020:(Virginia Beach, VA) E-4 fell from a balcony. He died from his injuries on 13 Apr 2020

11 Jan 2020: (Agana, Guam) E-4 was found unconscious while snorkeling. Declared deceased at Naval Hospital Guam.

01 Jan 2020: (Goose Creek, SC) E-3 died from injuries sustained in a single-vehicle off-road accident.

22 Nov 2019: (Odenton, MD) E-4 died after being found unresponsive by roommate.

20 Oct 2019: (Glen Burnie, MD) E-4 found unresponsive on his couch after a night of socializing.

Marine Corps Short Narratives

- USMC AVIATION CLASS A MISHAPS (includes UAS/UAV, FRMs and AGMs not included in the Flight Slide)

30 May 2020: (San Diego, CA) Civilian aircraft collided with a parked MV-22B Osprey. No injuries reported.

- USMC GROUND CLASS A MISHAPS

No mishap this FY.

- USMC PHYSICAL TRAINING CLASS A MISHAPS

27 May 20: (Camp Lejeune, NC) E-2 died after collapsing while physical training.

08 May 2020: (Oceanside, CA) E-5 collapsed while on a run and died on 11 May 2020 at a medical center.

15 Apr 2020: (TWENTYNINE PALMS, CA) E-2 collapses during a Physical Fitness Test.

- USMC ON-DUTY MOTOR VEHICLE CLASS A MISHAPS

10 Mar 2020: (Camp Al Hamra, UAE) E-4 died in a roll-over of an Medium Tactical Vehicle Replacement. Two other Marines injured.

20 Oct 2019: (Bridgeport, CA) E-2 died in a M1151 HMMWV Enhanced Armament Carrier mishap at Mountain Warfare Training Center (MWTC) during a training exercise.

- USMC PRIVATE MOTOR VEHICLE FATALITIES

04 Apr 2020: (Crestview, FL) E-3 died in a single vehicle accident while on emergency leave.

14 Mar 2020: (Fallbrook, CA) E-2 died in a single vehicle mishap after the vehicle swerved off the freeway down a 100 foot slope.

22 Feb 2020: (San Diego, CA) E-5 died in a motorcycle accident.

31 Jan 2020: (North Charleston, SC) E-1 was involved an automobile mishap. He was transported to a Medical Center where he died from his injuries.

26 Jan 2020: (Oceanside, CA) E-5 died after being struck by a vehicle while walking alongside the highway.

14 Jan 2020: (Carlsbad, CA) E-3 died in a multi-vehicle mishap after colliding with another vehicle that was traveling in the opposite direction of traffic.

Marine Corps Short Narratives (continued)

▪ USMC PRIVATE MOTOR VEHICLE FATALITIES (Con't)

- 12 Jan 2020:(Wichita, KS) E-1 died after being struck by a vehicle while on the side of the road on his broken down motorcycle.
- 29 Dec 2019: (Irving, TX) E-3 died on 30 Dec from injuries as passenger in a single-vehicle crash.
- 31 Oct 2019: (Burbank, CA) E-4 died in a motorcycle accident after being struck by two vehicles.
- 28 Oct 2019: (Murrieta, CA) E-6 involved in a fatal traffic multi-vehicle accident.
- 20 Oct 2019: (Twentynine Palms, CA) E-2 passenger died in a multi-vehicle mishap (other vehicle fatality recorded in Navy stats).
- 11 Oct 2019: (Beaufort, SC) E-4 died after being struck by a vehicle after pulling over to assist another vehicle.
- 10 Oct 2010: (Plum Branch, SC) E-4 driver and E-3 passenger died in a single vehicle accident.
- 09 Oct 2019: (Escondido, CA) E-5 was involved in a motorcycle accident. He died on 15 Oct 2019 at a medical center.
- 05 Oct 2019: (Jacksonville, NC) E-6 died in a motorcycle accident after driving over a raised curb and striking a post.

▪ USMC OFF-DUTY/RECREATIONAL FATALITIES

- 08 May 2020: (Jacksonville, NC) E-3 died from an accidental discharged firearm.
- 03 May 2020: (MCB Hawaii, HI) E-4 was found unresponsive in barracks room.
- 18 Apr 2020: (Douglas, GA) E-4 died in a single vehicle ATV accident. He later died on 22 April 2020 from his injuries.
- 09 Mar 2020: (Oceanside, CA) E-1 died from an accidental drowning.
- 02 Mar 2020: (Camp Johnson, NC) E-2 was discovered in barracks room unresponsive.



Mishap Confidence Interval



- UCI = Upper Confidence Interval LCI = Lower Confidence Interval
- Rate values above the UCI or below the LCI infer a statistically significant change is probable. This is only an indicator. Significance cannot be determined until end-of-year.
- Values between the UCI and LCI infer that nothing significant has occurred to increase or decrease mishap rate.

(Confidence Interval is based on: Poisson Rate related to a Chi Squared Distribution and calculated using FY14-18 data except for the Lost Work Days and Lost Time Case slides which were based on a normal distribution).